



**Govt. Maharani Laxmibai Girls PG College Kila  
Bhavan Indore**

**Student Satisfactory Survey Analysis Report**  
**2021 – 2022**

## **Introduction**

Government Maharani Laxmibai Girls PG College is situated in Indore. It is affiliated with Devi Ahilya University, Indore. The college offer various courses like B.Com., B.A., and B.Sc. BBA, B.lib., at Under Graduation level and M.Com., M.Sc., MA at Post-Graduation level. The Internal Quality Assurance Cell (IQAC) of the College has continuously been working on quality improvement and the betterment of student learning experiences. In order to analyze the lag areas of the college and scope for further improvement, feedback from various stakeholders have been received.

## **Objective**

The Institute aims at the overall development of the student to become entrepreneur and Professionals in the respective discipline. Feedback was conducted to assess the satisfaction of the students regarding curriculum, teaching Learning, Evaluation, Infrastructure and Extracurricular of the Institute. Receiving Positive or Negative feedback is important as both these are crucial in helping, monitor and evaluate the provision. Feedback is a contributing factor to running a successful institution.

## **DATA COLLECTION AND ANALYSIS**

An effort was made to receive feedback from all stakeholders of the college. For this purpose, a google form was created and sent to stakeholders. As many responses have been received from the stakeholders. In order to arrive to comprehensive results, useful statistical tools like percentage, etc. have been used. For the effective presentation of the data, various types of graphs have been used.

# **1. Report of Student Satisfactory Survey Analysis**

The students are an integral part of the institution. In order to capture the experiences of students for the academic session 2021-2022, a questionnaire of 08 parameters has been framed and forwarded online with the help of Google Forms. The survey components include institute level feedback on infrastructure and learning experiences. The outcome of the survey will help to reach the objective of the institution. This will also help to initiate remedial action to improve the facilities whenever and wherever it is required. The result of the survey will provide a base to plan for the future. The Survey was graded on a 5-point scale (Excellent-5, Very good-4, Good-3, Satisfactory-2 and Unsatisfactory-1)

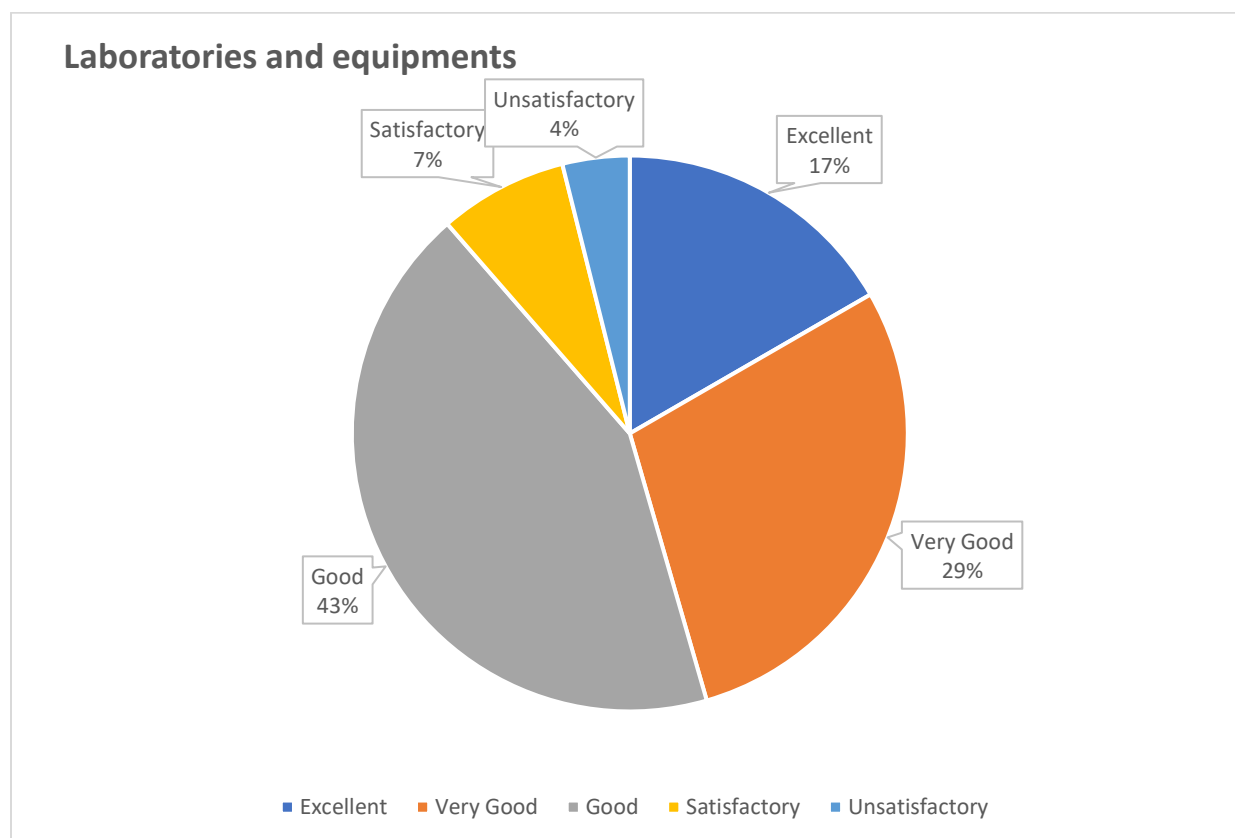
## Students Satisfaction Survey at a glans

**Feedback type** - **Online**  
**Total No of students participated in feedback** - **1254**  
**Total number of questions** - **08**

Sr. no.	Parameter	Response of students (%)				
		Excellent %	Very Good %	Good %	Satisfactory %	Unsatisfactory %
1	Laboratories and equipment's	17	29	43	07	04
2	Class rooms	18	28	40	09	05
3	Sports and cultural facilities	19	30	39	08	04
4	Library facilities	24	28	35	08	05
5	Environment (Green and Clean Campus)	51	27	18	03	01
6	Teacher- Student Relationship	37	34	24	04	02
7	Satisfaction you got during your study in the college	26	34	30	07	02
8	Career Oriented courses	20	29	40	07	04

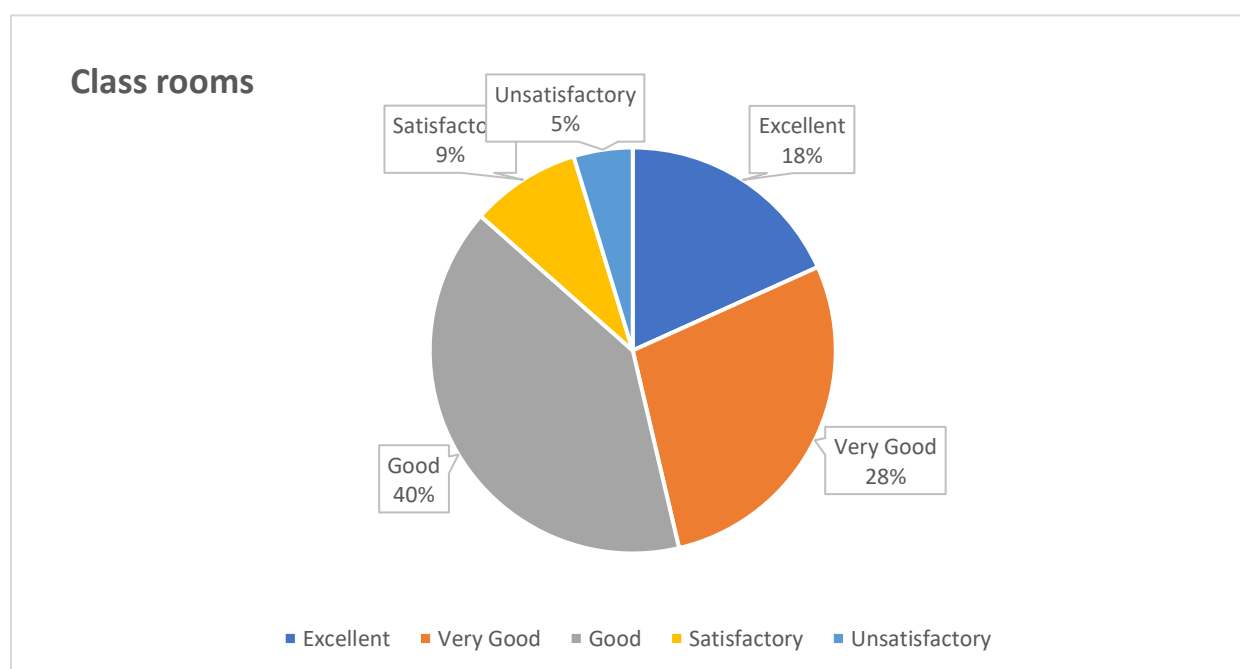
# 1- Laboratories and equipment's

Laboratories and equipment's	No of Response	Percentage
Excellent	209	17
Very good	362	29
Good	540	43
Satisfactory	94	7
Unsatisfactory	49	4



## 2- Class rooms

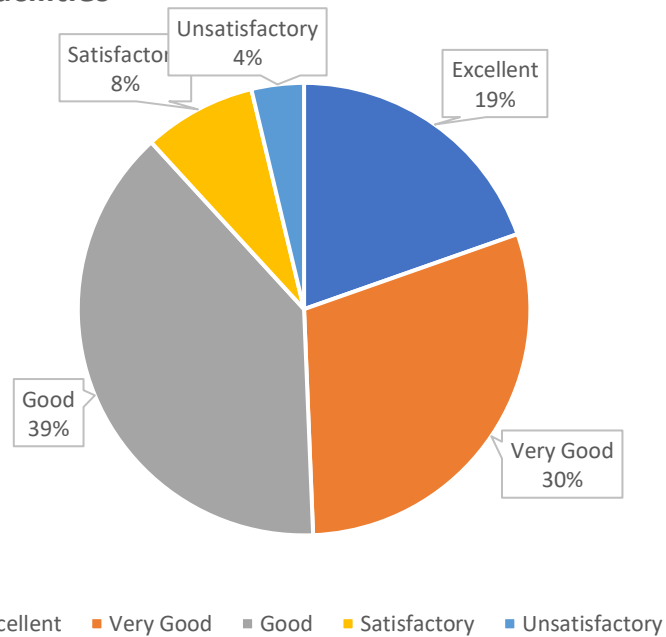
Class rooms	No of Response	Percentage
Excellent	229	18
Very good	352	28
Good	504	40
Satisfactory	110	09
Unsatisfactory	59	05



### 3- Sports and cultural facilities

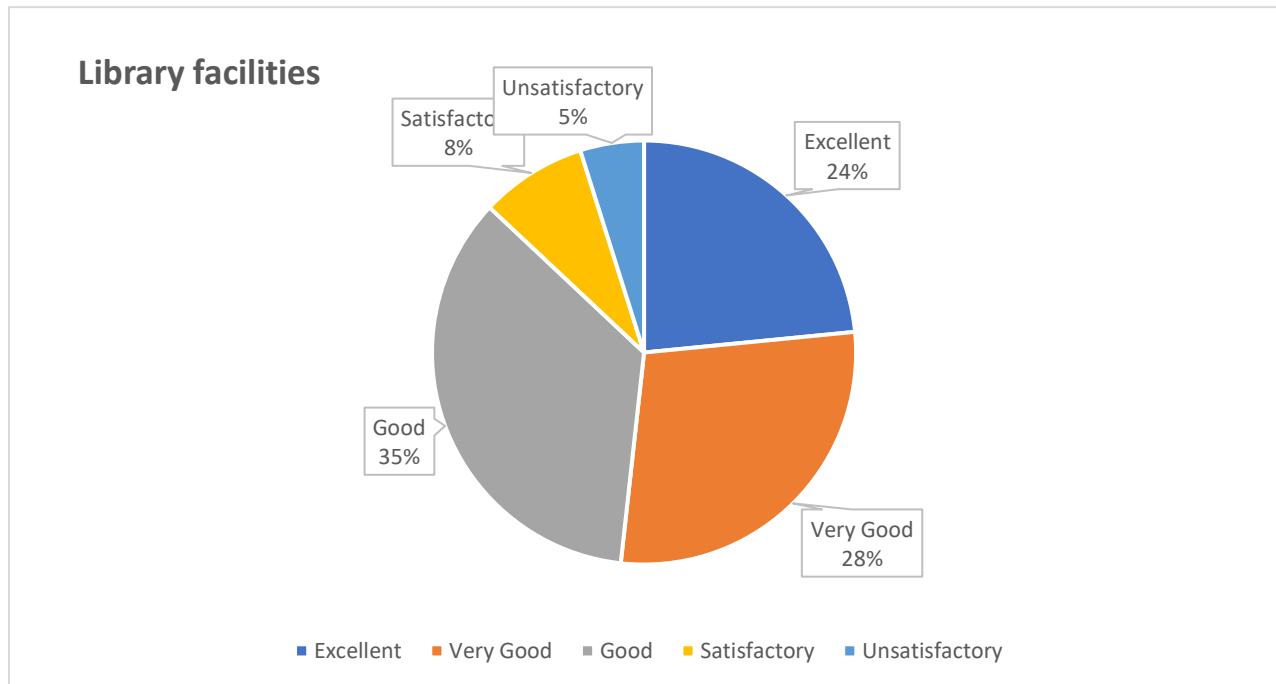
Sports and cultural facilities	No of Response	Percentage
Excellent	246	19
Very good	373	30
Good	487	39
Satisfactory	101	8
Unsatisfactory	47	4

Sports and cultural facilities



## 4- Library facilities

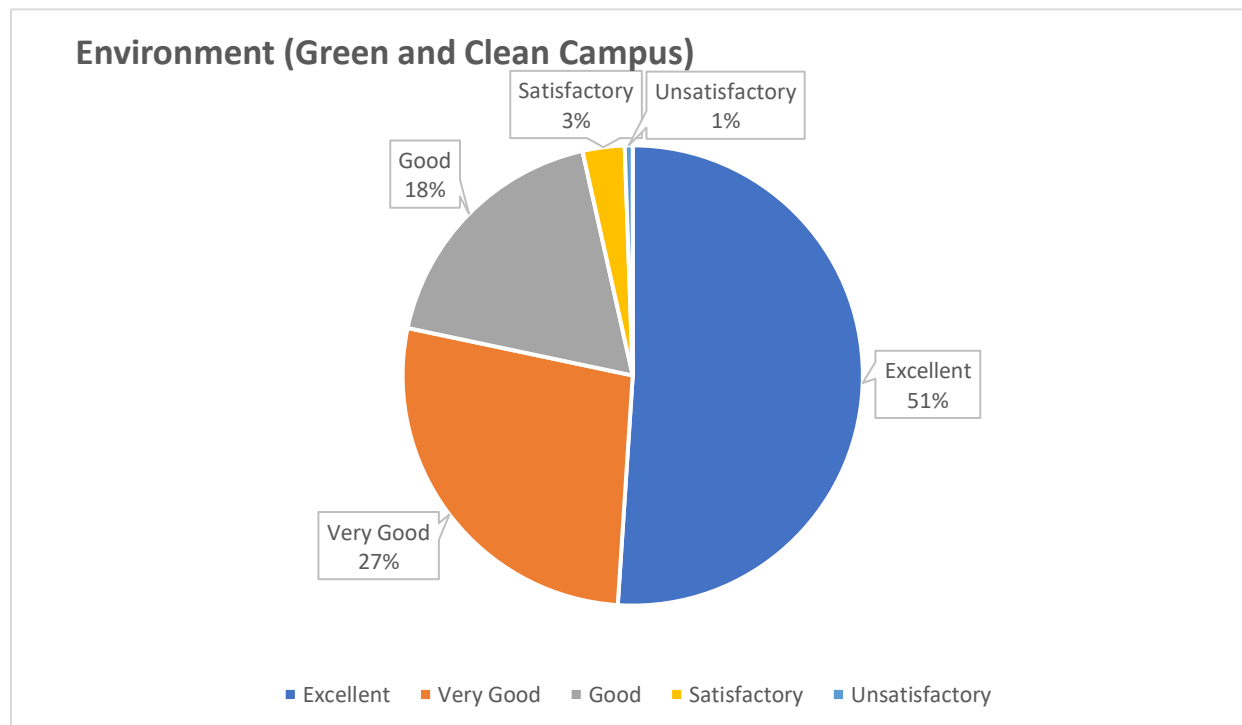
Library facilities	No of Response	Percentage
Excellent	294	24
Very good	355	28
Good	442	35
Satisfactory	102	8
Unsatisfactory	61	5





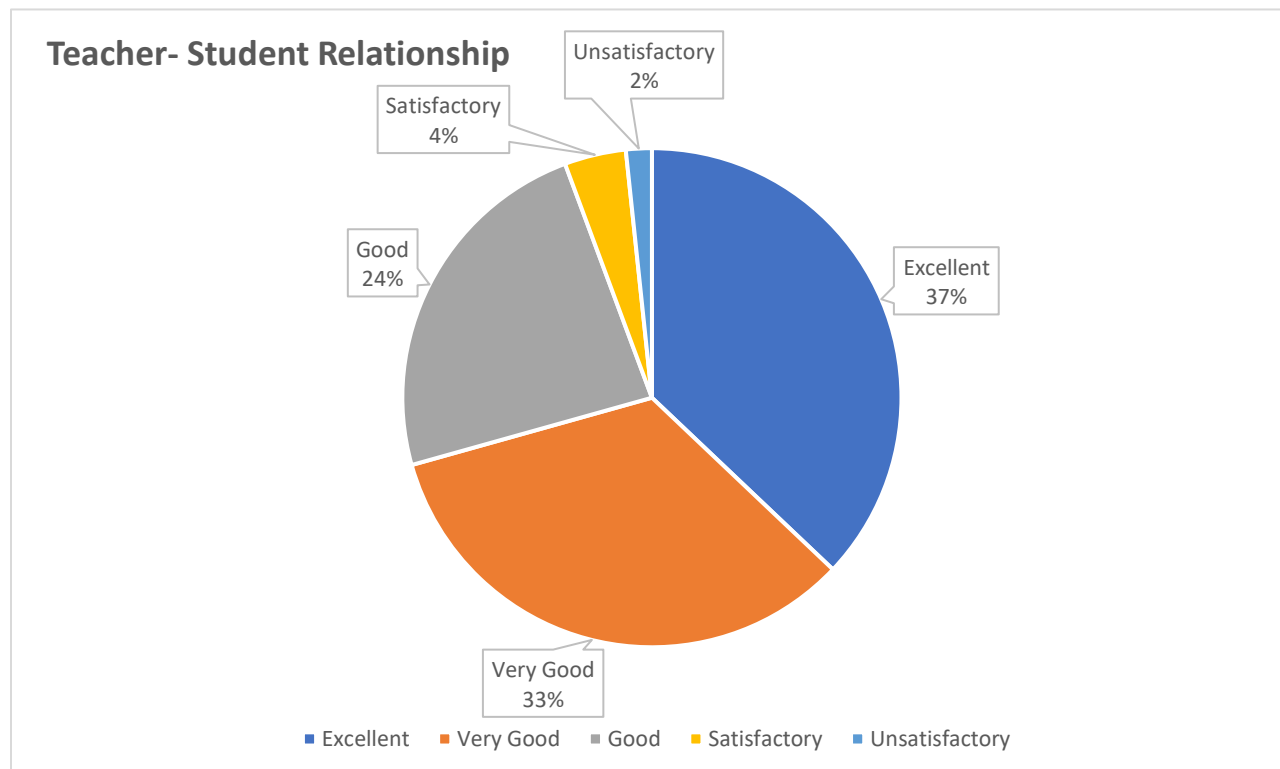
## 5- Environment (Green and Clean Campus)

Environment (Green and Clean Campus)	No of Response	Percentage
Excellent	640	51
Very good	342	27
Good	228	18
Satisfactory	37	3
Unsatisfactory	7	1



## 6- Teacher- Student Relationship

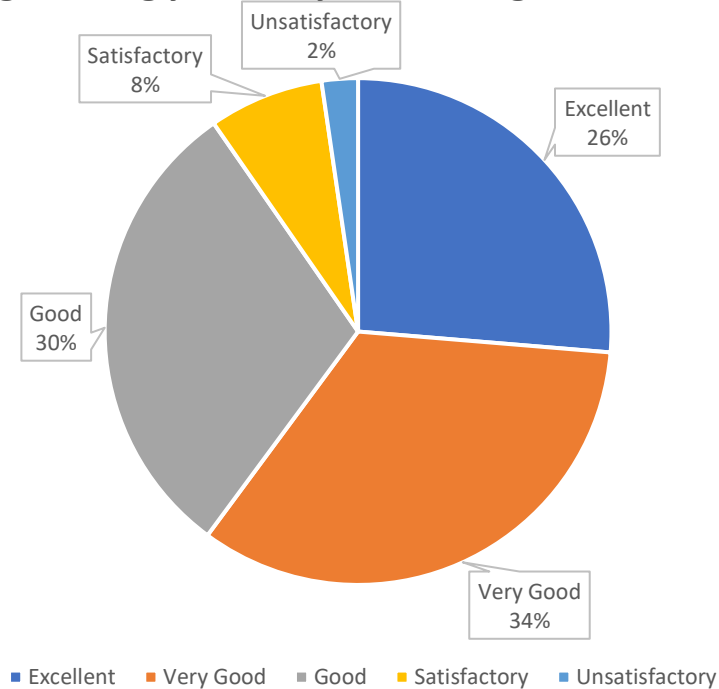
Teacher- Student Relationship	No of Response	Percentage
Excellent	465	37
Very good	421	34
Good	297	24
Satisfactory	50	4
Unsatisfactory	21	2



## 7- Satisfaction you got during your study in the college

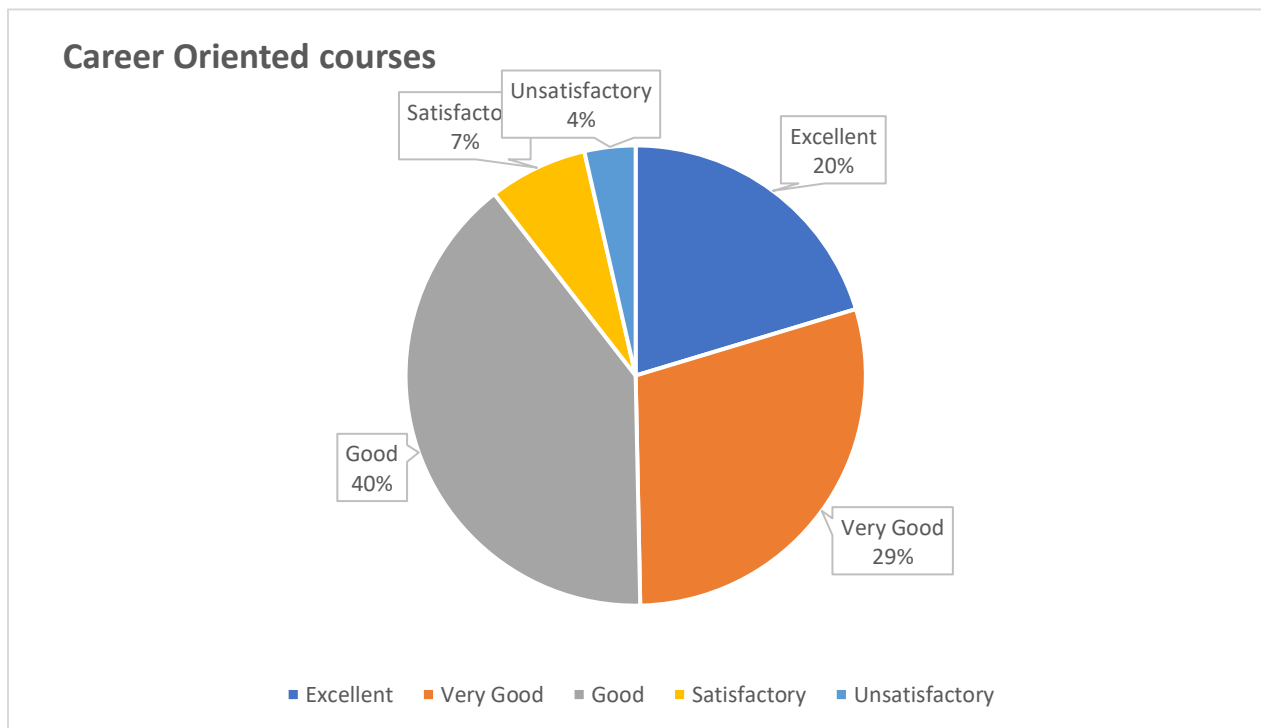
Satisfaction you got during your study in the college	No of Response	Percentage
Excellent	330	26
Very good	424	34
Good	379	30
Satisfactory	92	7
Unsatisfactory	29	2

Satisfaction you got during your study in the college



## 8- Career Oriented courses

Career Oriented courses	No of Response	Percentage
Excellent	255	20
Very good	368	29
Good	499	40
Satisfactory	87	7
Unsatisfactory	45	4



## ❖ Action taken Report on Students Satisfaction Survey

Following Action have been taken as per rating given by the students.

<b>S.no</b>	<b>Aspects which need Improvement</b>	<b>Action taken</b>
1.	<b>Laboratory equipment's</b>	New Laboratory (Zoology Department) is made available. 4 laboratories under constructions. Equipment's are purchase according to the need.
2.	<b>Classroom</b>	One new academic block with 15 big classrooms is under constructions.